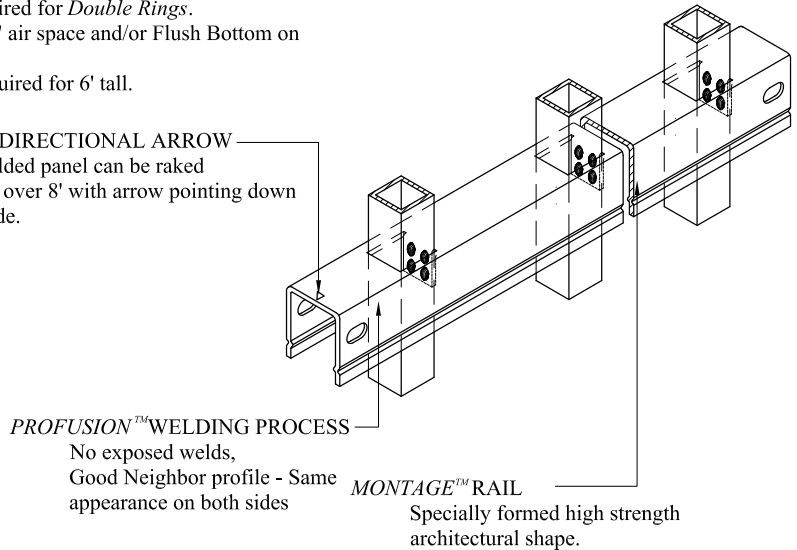
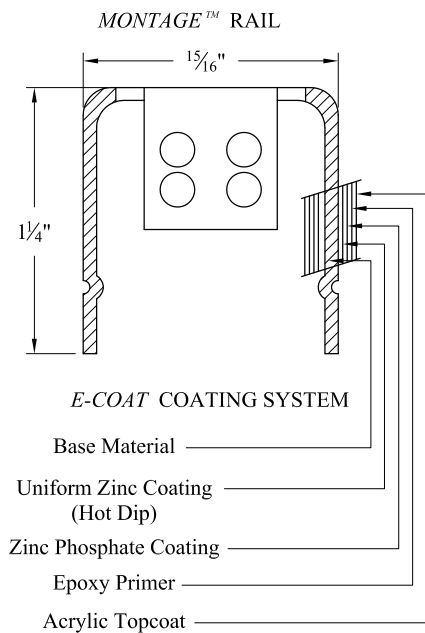


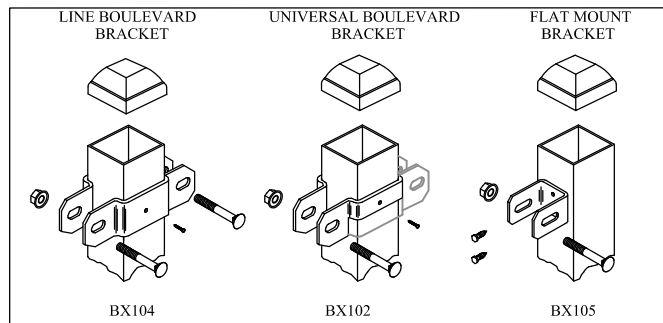
NOTES:

- 1.) Post size depends on fence height and wind loads. See *MONTAGE™* specifications for post sizing chart.
- 2.) Third rail required for *Double Rings*.
- 3.) Available in 3" air space and/or Flush Bottom on most heights.
- 4.) Three rails required for 6' tall.

RAKING DIRECTIONAL ARROW
 Welded panel can be raked 45° over 8' with arrow pointing down grade.



PROFUSION™ WELDING PROCESS
 No exposed welds,
 Good Neighbor profile - Same appearance on both sides
MONTAGE™ RAIL
 Specially formed high strength architectural shape.



RESIDENTIAL WELDED STEEL PANEL
PRE-ASSEMBLED

Values shown are nominal and not to be used for installation purposes. See product specification for installation requirements.

RWISO

Title: **MONTAGE WARRIOR 2/3-RAIL**

DR: CI	SH . 1 of 1	SCALE: DO NOT SCALE
CK: ME	Date 7-19-11	REV: c



AMERISTAR®

1555 N. Mingo
 Tulsa, OK 74116
 1-888-333-3422
 www.ameristarfence.com